



PINETOP-LAKESIDE COMMUNITY SURVEY MAJOR FINDINGS

DRAFT – VERSION 5.1.2023

Pinetop-Lakeside Community Survey

Executive Summary



Purpose

Pinetop-Lakeside staff administered the community survey for the purpose of assessing resident satisfaction and to gather input about priorities for the Town.



Distribution

The survey was hosted on the Survey Monkey platform. Notifications for the survey were distributed through printed flyers, business cards, social media, emails, the newspaper, and verbally at public meeting. The survey was open from 8/30/22 to 10/16/22.



Participant Demographic

The survey was open to anyone who resides in the area. It was not restricted to Town limits. We did collect general location information so that multiple cross-sections could be analyzed. 1037 Community members participated. 444 of the respondents live within the Town limits. This represents about 10% of our population.

DRAFT – VERSION 5.1.2023

RESPONDENT PROFILE

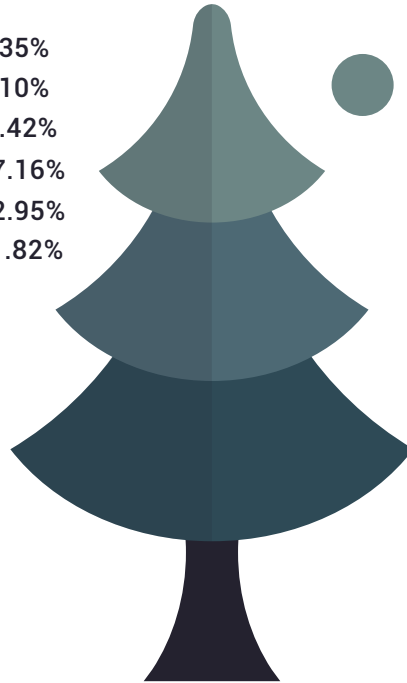
Pinetop-Lakeside Community Survey 2022

Gender Q1
Female 65.57 %
Male 33.75%

Race Q3
Native American 3.18%
White 83.61%
Hispanic / Latino 3.47%
Asian 3.47%
African American / Black 0.48%
Prefer not to answer 7.23%

Number of Children in the house. Q4
None 60.66%
One 14.27%
Two 12.05%
Three 6.85%
Four 3.57%
More than four 2.60%

Age Q2
18-24 y.o. 1.35%
25-34 y.o. 8.10%
35-44 y.o. 18.42%
45-54 y.o. 17.16%
55-64 y.o. 22.95%
65+ 31.82%



Employment Status Q6
Retired 39.05%
Employed Local 31.92%
Business Owner 11.28%
Employed Remote 9.16%
Other 8.1%
Unemployed 0.48%

Residence Status Q9
Full-time 78.10%
Part-time 21.90%

Location Q10
In Town limits 42.82%
Out of town limits 53.23%
Don't Know 3.95%

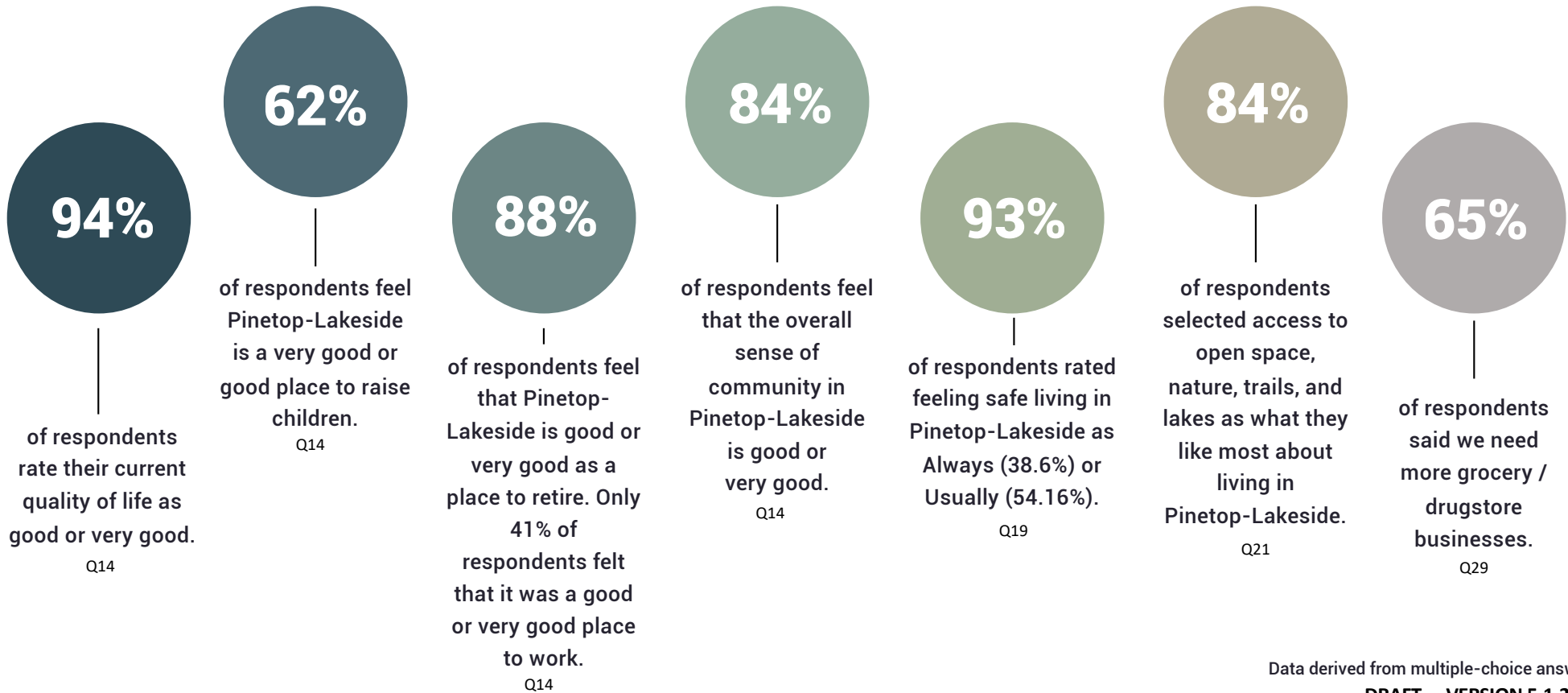
Living Situation Q5, Q8
Own my residence 85.14%
Rent my residence 11.94%
Other 2.93%
Number of People in the Household
1 – 9.2%
2 – 49.18%
3 – 14.13%
4 – 12.58%
5 or more – 14.91%

Length of Residence Q13
Less than 1 year 6.17%
1-5 years 32.21%
6-10 years 16.59%
11-20 years 16.68%
More than 20 years 28.35%

Data derived from multiple-choice answers
DRAFT – VERSION 5.1.2023

Major Findings

Pinetop-Lakeside Community Survey 2022



Data derived from multiple-choice answers
DRAFT – VERSION 5.1.2023

Major Findings

Pinetop-Lakeside Community Survey 2022

Data derived from multiple-choice & write-in answers

Roads & Safety

- Traffic concerns for SR-260
- Road conditions and maintenance are a significant concern.
- Significant misunderstanding for who is responsible for SR-260.

Environment

- People value the outdoors, the natural environment, and access to recreational activity areas, such as trails and lakes.

Community

- There is a lack of activities for young people and families.
- There is a lack of affordable housing.
- There is a significant desire for another grocery store and a drugstore.

Government

- Short-term rentals needs to be regulated.
- Downtown Lakeside is visually unattractive and in need of refurbishment.
- There is community wide confusion on where the Town limits are.
- There is a lack of understanding regarding where the funding for Town operations come from and how the funds are allocated.

DRAFT – VERSION 5.1.2023


Major Findings

Pinetop-Lakeside Community Survey 2022

Pinetop-Lakeside's Most Valued activities Q24

#1 HIKING
66.93% Very Valuable
26.20% Somewhat Valuable

#3 Biking
43.72% Very Valuable
37.25% Somewhat Valuable



#2 Fishing
55.30% Very Valuable
28.86% Somewhat Valuable

#4 Camping / RV
41.91% Very Valuable
30.23% Somewhat Valuable

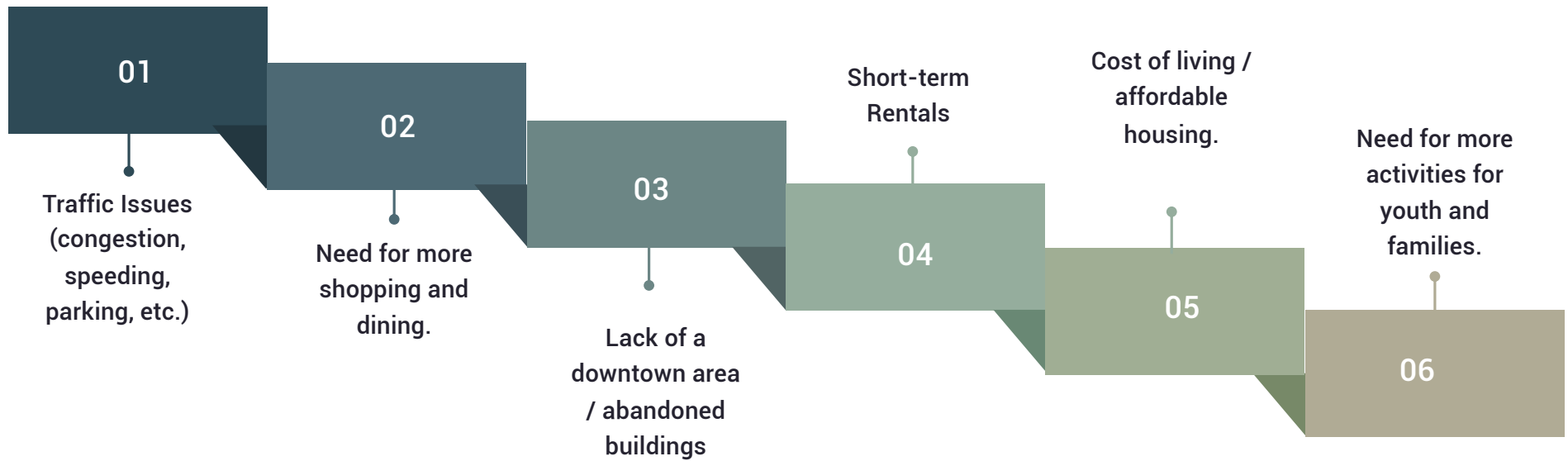
Data derived from multiple-choice answers

DRAFT – VERSION 5.1.2023

Major Findings

Pinetop-Lakeside Community

Pinetop-Lakeside's Biggest Challenges



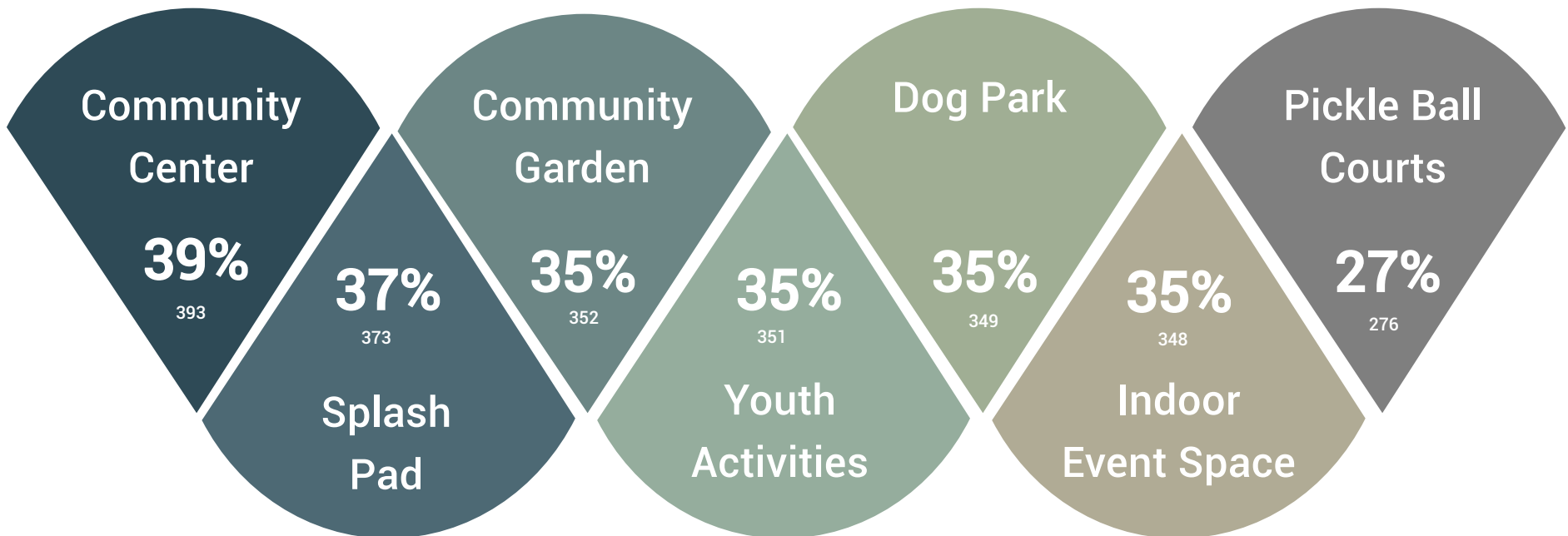
Data derived from multiple-choice & write-in answers

DRAFT – VERSION 5.1.2023

Major Findings

Pinetop-Lakeside Community Survey 2022

Pinetop-Lakeside's Development Wish List Q26



Note: When looking at In-Town Only responses: #1 Community Center 41%, #2 Youth Programs 39%, #3 Splash Pad 38%, #4 Indoor Event Space 35%, #5 Dog Park 34%, #6 Community Garden 33%, #7 More playgrounds 27%

Data derived from multiple-choice answers
DRAFT – VERSION 5.1.2023

Major Findings

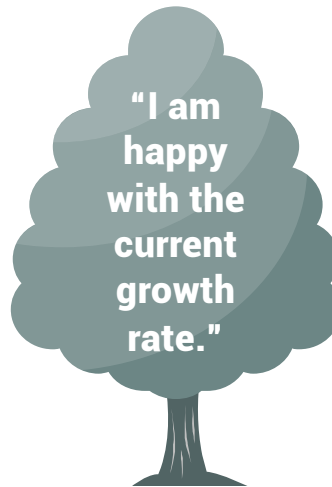
Pinetop-Lakeside Community Survey 2022

FEELINGS ON GROWTH IN PINETOP-LAKESIDE Q32

General Feelings on Growth – 14.73%
Commercial Growth – 18.28%
Residential Growth – 23.91%



General Feelings on Growth – 55.89%
Commercial Growth – 41.50%
Residential Growth – 50.89%



General Feelings on Growth – 29.37%
Commercial Growth – 40.22%
Residential Growth – 25.20%



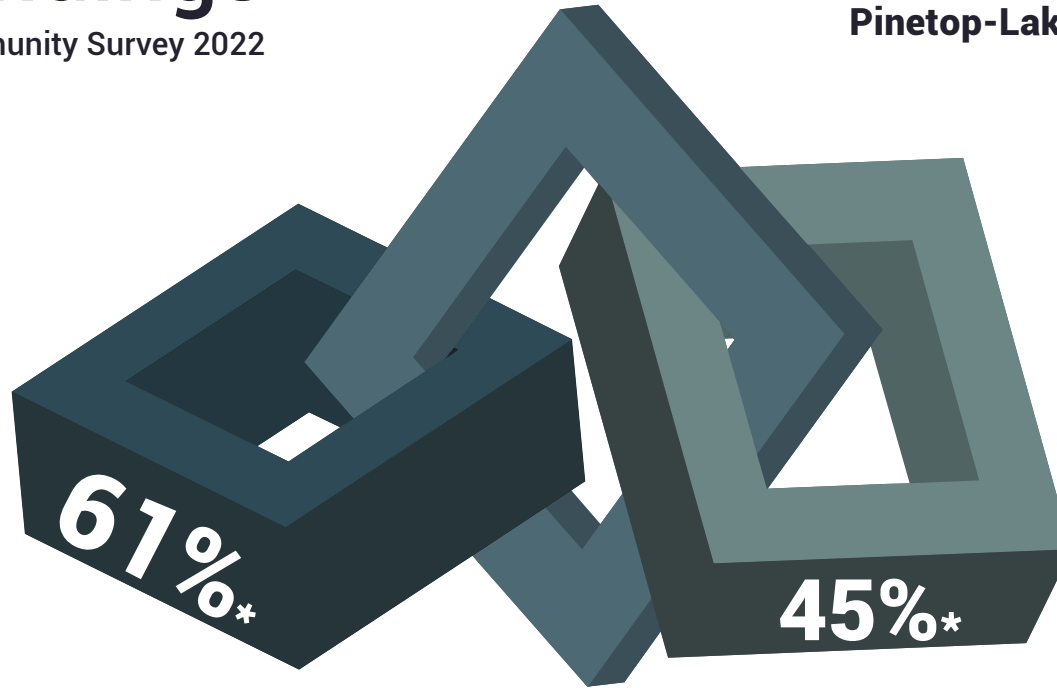
DRAFT – VERSION 5.1.2023

Major Findings

Pinetop-Lakeside Community Survey 2022

Pinetop-Lakeside's Economy ^{Q31}

Our current economy is dependent on Tourism and the Town should focus on development of industry/businesses that support tourism



Our current economy is sustainable with the local population and the Town should focus on developing services for community residents only.

A notable amount of people wrote it in:

- That this needs to be a balance of both, not one or the other.
- That the Town should focus on Tourism only after the needs of the residents are met.

* Some people selected both making the total % higher than 100%

DRAFT – VERSION 5.1.2023